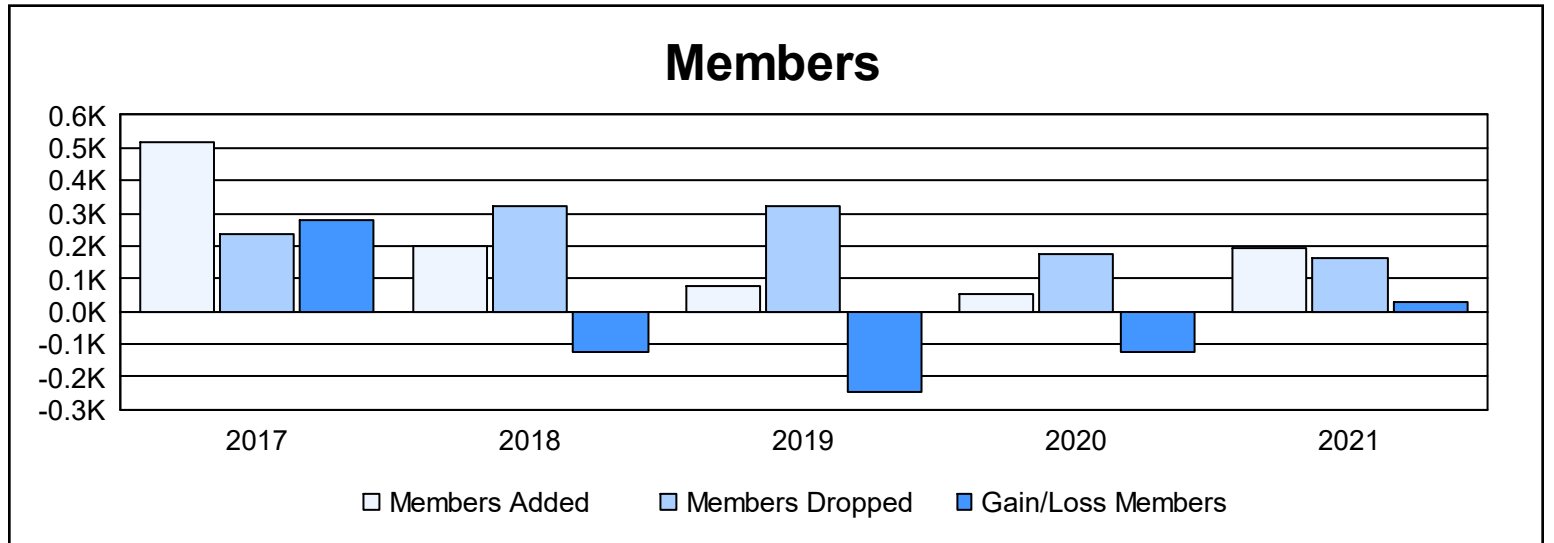
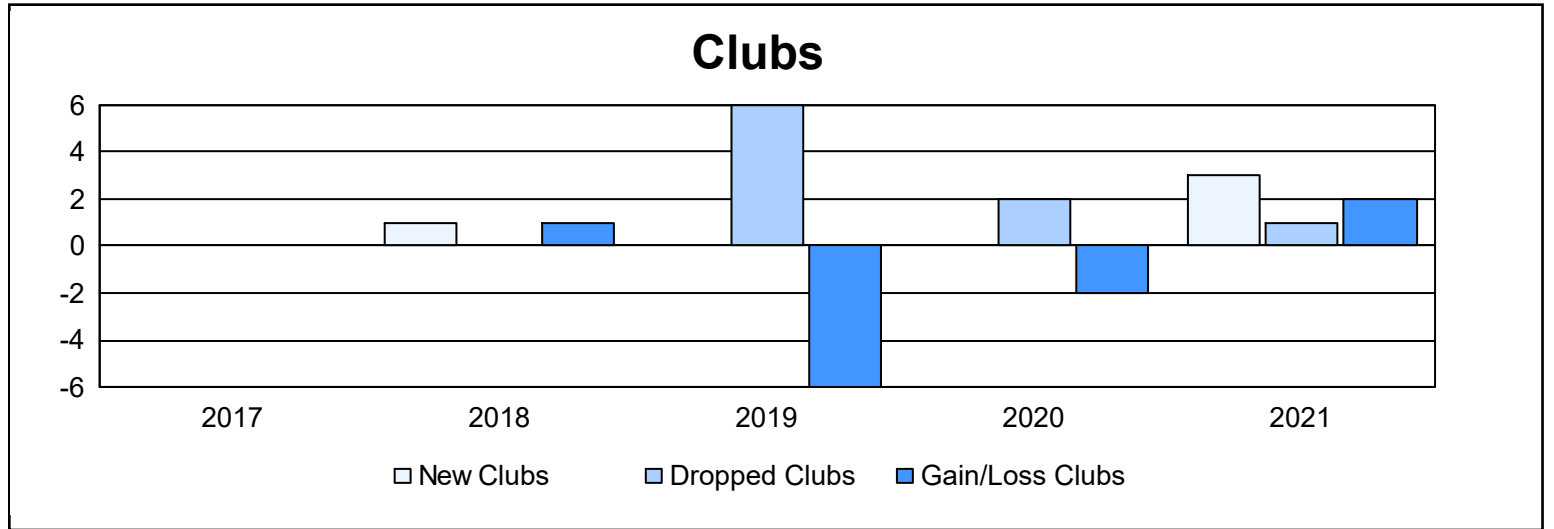
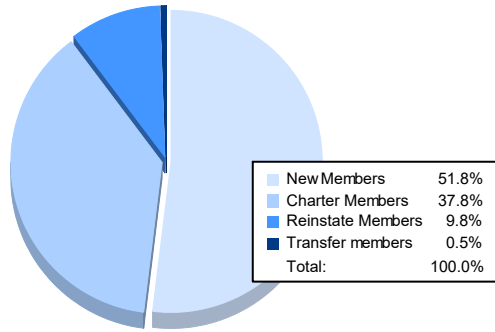


Year	New Clubs	Dropped Clubs	Gain/ Loss Clubs	New Members	Charter Members	Reinstate Members	Transfer Members	Total Member Added	Total Members Dropped	Gain/ Loss Members
2016-2017	0	0	0	498	7	8	2	515	237	278
2017-2018	1	0	1	138	37	19	8	202	323	-121
2018-2019	0	6	-6	55	0	18	3	76	321	-245
2019-2020	0	2	-2	37	3	6	5	51	175	-124
2020-2021	3	1	2	100	73	19	1	193	163	30
<b>Average</b>	<b>1</b>	<b>2</b>	<b>-1</b>	<b>166</b>	<b>24</b>	<b>14</b>	<b>4</b>	<b>207</b>	<b>244</b>	<b>-36</b>



### Membership Composition June 2021 Cumulative



### Gender Composition June 2021 Cumulative

